


Nursery to Year 6
Art and Design
Visual Overview

Nursery

Growing-Dinosaurs- Festivals/ Making divas,flower pot, children will be able to use simple tools to shape their playdough/ clay and add some texture by carving/ Under the see/ animals/ plants/Collage- Children will be able to use different materials to create collage pictures/Transport-Junk Modelling



Reception

Painting/ Collage/ textiles/ sculpture

Safely use and explore a variety of materials, tools and techniques, experimenting with colour, design, texture, form and function










Year 1

Through the work of Mondrian and Kandinsky-that children can access-the opportunity to develop painting skills and learn about primary and secondary colours is ideal in Autumn term with different mediums also explored through collage. Children express their ideas through another medium: weaving, where they select appropriate colours and experiment with the craft of weaving. Again, another opportunity to explore a different medium presents itself through the unit on sculpture in term 3 which is linked to their geography unit.

Autumn 1	Autumn 2	Spring 1	Spring 2	Summer 1	Summer
<p>Painting</p> <p>Mondrian-vertical and horizontal lines and primary colours</p>  <p>Kandinsky-concentric shapes, tinting and shading</p> 	<p>Collage</p> <p>Seaside</p> 	<p>Textiles</p> <p>Weaving</p> 		<p>Sculpture</p> <p>African Animals</p> 	

Year 2

Children are introduced to a range of printing and build on their work on sculpture through mod roc and air dough. They further develop their painting skills and examine shade/tone through their work on Picasso. In Textiles, children will make an item: purse, pencil case, wallet and practise sewing on binka. In Summer term, children make their second item which has a purpose: hats (linked to their Technology work) and experiment with tie dye.

Autumn 1	Autumn 2	Spring 1	Spring 2	Summer 1	Summer
<p style="text-align: center;">Printing</p> <p style="text-align: center;">Finger, polystyrene, block and string stamping</p> 	<p style="text-align: center;">Sculpture/3D</p> <p style="text-align: center;">Animal models using air dough</p> 	<p style="text-align: center;">Painting</p>  	<p style="text-align: center;">Textiles</p> <p style="text-align: center;">Purses and Pencil Cases</p>  		<p style="text-align: center;">Mixed media</p> <p style="text-align: center;">Royal Ascot Hats and Tie Dye Crevettes</p> 

Year 3

Having used boxes, straw, air dough and mod roc, children are introduced to clay in year through (linked to History unit) and further develop their collage skills through layering and using a wider range of materials. In Textiles, they build on the unit in term 2 and sew cushions having used the resources previously. Watercolours and tissue paper craft is combined for the work in the style of Monet and in summer term, children first discuss and debate controversial artist Banksy. They study calligraphy and combine the skills they have learnt to date by creating a collage.

Autumn 1	Autumn 2	Spring 1	Spring 2	Summer 1	Summer
<p>Sculpture/3D</p> <p>Ancient Egyptian Clay Amulets</p>  	<p>Collage</p> <p>Ancient Egyptian mixed media collage</p>  	<p>Painting/Mixed Media</p> <p>Watercolours in style of Monet with 3D water lilies</p>  	<p>Textiles</p> <p>Padded Cushion with design</p>  		<p>Mixed Media/Lettering</p> <p>Art in style of Banksy Calligraphy</p> <p><i>Lettering Font</i></p> <p>Aa Bb Cc Dd Ee Ff Gg Hh Ii Jj Kk Ll Mm Nn Oo Pp Qq Rr Ss Tt Uu Vv Ww Xx Yy Zz</p> 

Year 4

Linked to the geography unit (water), children create pieces in the style of another artist: Van Gogh and then build on printing and painting which is combined and abstract art is introduced. Textiles further develops skills in sewing and creating an item: padded animals (linked to science) and decoupage, layering and arranging is explored through a unit inspired by Frieda Kahlo. Sculpture is further developed through coiling with clay.

Autumn 1	Autumn 2	Spring 1	Spring 2	Summer 1	Summer
<p data-bbox="89 408 410 444">Drawing/Mixed Media</p> <p data-bbox="76 496 422 529">In the style of Van Gogh and</p>  	<p data-bbox="537 408 779 444">Printing/Painting</p>  	<p data-bbox="1014 408 1123 444">Textiles</p>  	<p data-bbox="1358 408 1595 444">Painting/Collage</p> <p data-bbox="1352 496 1600 529">Self Portrait with</p>  	<p data-bbox="1791 408 1977 444">Sculpture/3D</p> <p data-bbox="1811 539 1956 572">Coil Vases</p> 	

Year 5

In Collage, children are introduced to mosaic and they continue to make an item in Textiles (statement cloth bag) and use fabric markers to create statements (linked to their geography work.) Children experiment with knitting in spring term and continue to further develop painting and mixed media skills by creating work in the style of Warhol and Lichtenstein. In sculpture, they create statement hats (linked to history unit on fashion) and work on the 3D house project.

Autumn 1	Autumn 2	Spring 1	Spring 2	Summer 1	Summer
	<p style="text-align: center;">Collage</p> <p style="text-align: center;">Mayan Masks using Mosaic</p> 		<p style="text-align: center;">Textiles</p> <p style="text-align: center;">Knitting and Cloth Bags</p>   	<p style="text-align: center;">Drawing/ Painting/Mixed Media/Collage</p> <p style="text-align: center;">Pop Art and Psychedelic</p>    	<p style="text-align: center;">Sculpture Mixed Media Print</p>  

Year 6

In term 1, children revisit the work of artist studied and learn about famous pieces of work. Through this unit, children critical understanding of art is further developed as they discuss and debate and form their own opinions about the art studied. Linking to their work, Britain since the 1930s, children revisit layout, lettering and striking images through the Movie Posters project. Through the Henry Rousseau unit, painting, drawing and collage skills are combined. Sculpture is further developed and challenging and cross curricular work (geography climate change) builds on y5 3d house project by working on dioramas.

Autumn 1	Autumn 2	Spring 1	Spring 2	Summer 1	Summer
<p data-bbox="137 396 772 429">Study of Great Artists and Artwork in History</p> 		<p data-bbox="970 396 1161 472">Drawing Mixed Media</p> <p data-bbox="970 529 1161 562">Movie Posters</p> 	<p data-bbox="1319 396 1625 472">Painting, Drawing and Mixed Media</p> 	<p data-bbox="1727 396 2046 429">Drawing and Sculpture</p> <p data-bbox="1753 486 2020 519">Clay Figure Models</p> 	<p data-bbox="2109 396 2479 429">Mixed media/Digital Media</p> <p data-bbox="2173 486 2415 519">Diorama linked to</p> 